

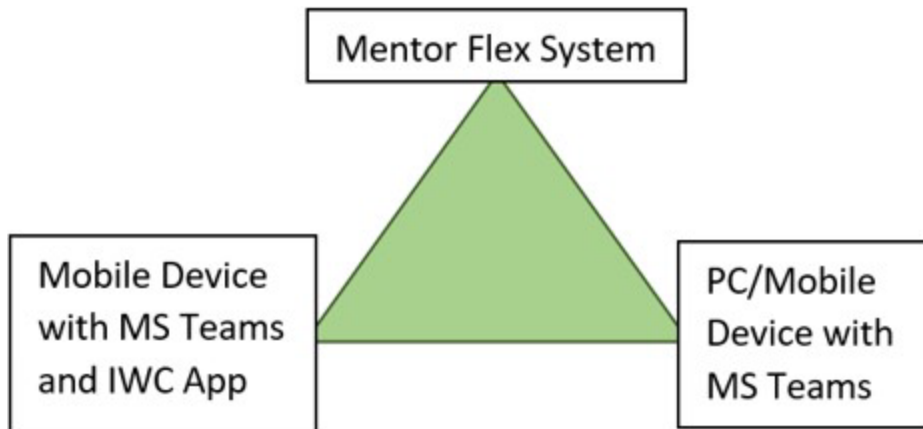
# Mentor Flex – InspectionWorks Connect Local

## MS Teams Share Rev. 1.23

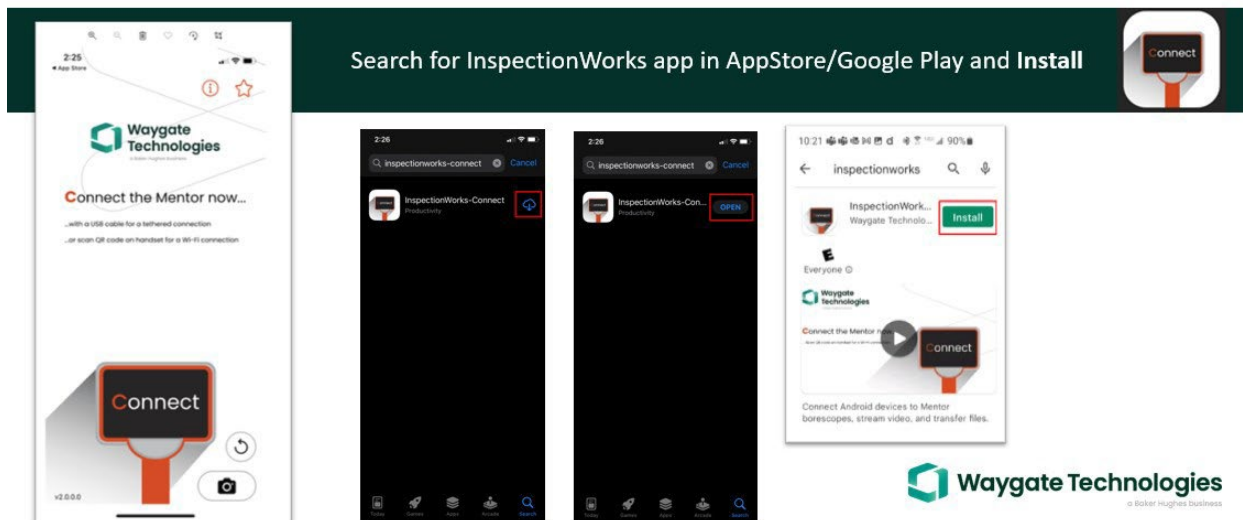
**Required:** Mentor Flex System

Microsoft Teams on PC and or Mobile Devices (iPhone or iPad/Android)\*

Mobile Device (\*) with InspectionWorks Connect App Installed

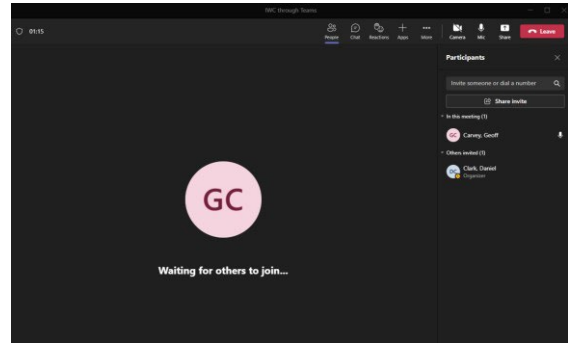
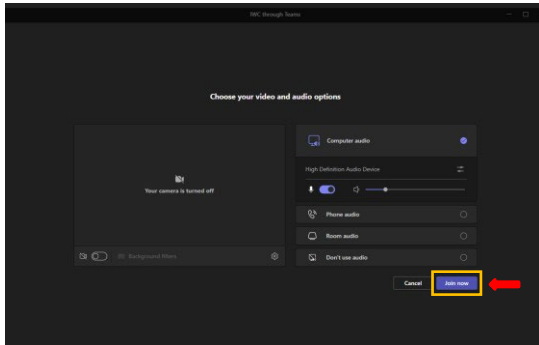


**Step 1:** Install InspectionWorks Connect App as required.



**Step 2:** Open/Start a Microsoft Teams meeting inviting all required participants.

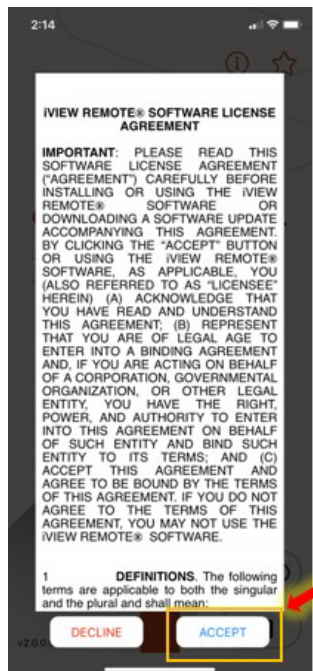
**Step 3:** Join the Teams meeting on PC (Note: Any mobile device running MS Teams can be used).



**Note:**

- Tethered connection recommended to minimize network bandwidth issues.
- Tethered connection available for IOS only, not available for Android.

**Step 4:** Tethered Connection - Connect the Mobile Device to the Mentor Flex via the IOS cable. Open the InspectionWorks Connect app on mobile device. Accept the agreement terms. Live video will now be displayed on mobile device.



Accept agreement.

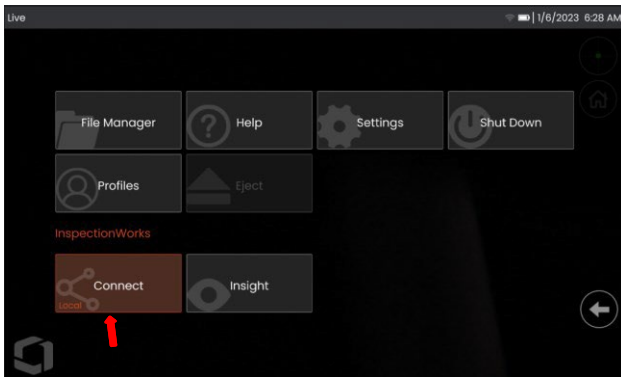


Live Video Connection.

**Note:**

- Mentor Flex and device must be on same Wi-Fi network.

**Step 5: Wi-Fi Connection** - Start an InspectionWorks Connect session on product (Mentor Flex). A QR code will be generated.

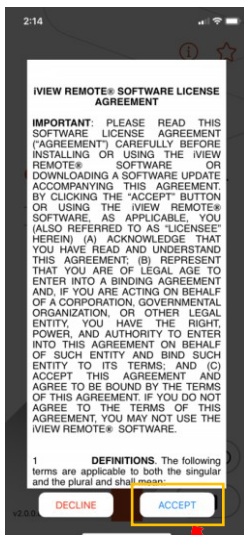


Go to the Global Menu and select “Connect”.




A QR code will be generated.

**Step 6: Open the InspectionWorks app on mobile device (ex. iPhone or iPad/Android) and scan QR code.**



Accept agreement.



Select the Camera.



Scan QR code on MFlex.




Live Video Connection.



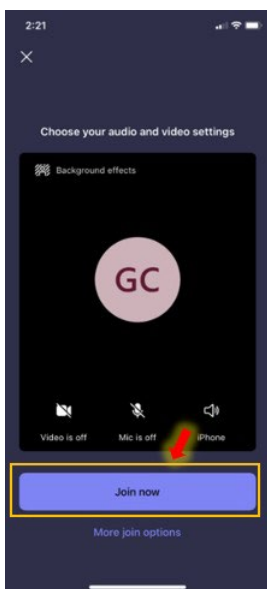
**Step 7:** Press the back arrow on screen or keypad to get to a live image as shown below.



Live Image on Mentor Flex

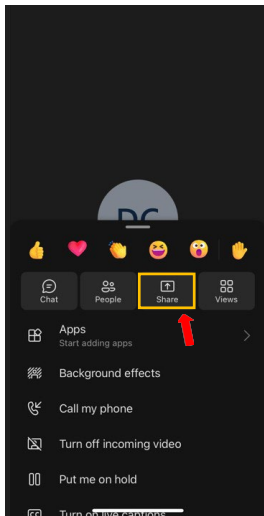


**Step 8:** Join the Teams meeting on device. (ex. iPhone or iPad/Android)

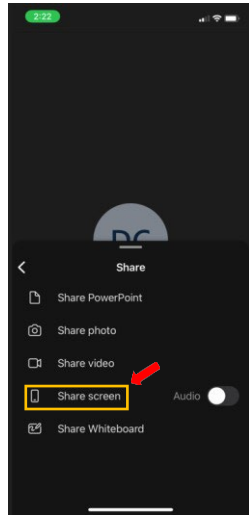


Select the Ellipse. (3 dots)

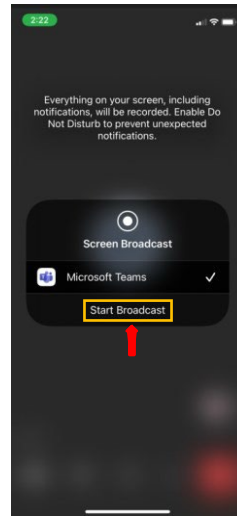
**Step 9: Share your screen from the device in the Teams meeting.**



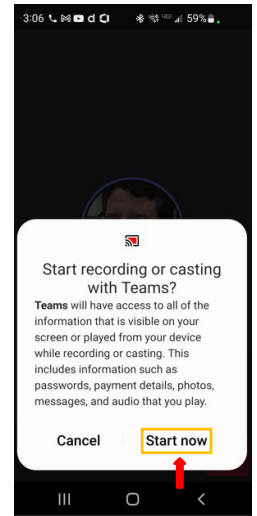
Select Share(IOS/Android)



Select Share Screen(IOS/Android)

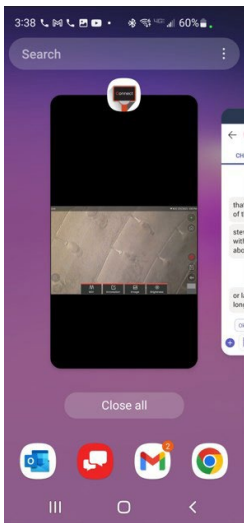


Select Start Broadcast(IOS)



Start Now(Android)

**Step 10: On Device navigate to select the InspectionWorks screen for sharing from open apps screen in background.  
(Live Screen connected from Mentor Flex)**



Refresh if necessary for live image



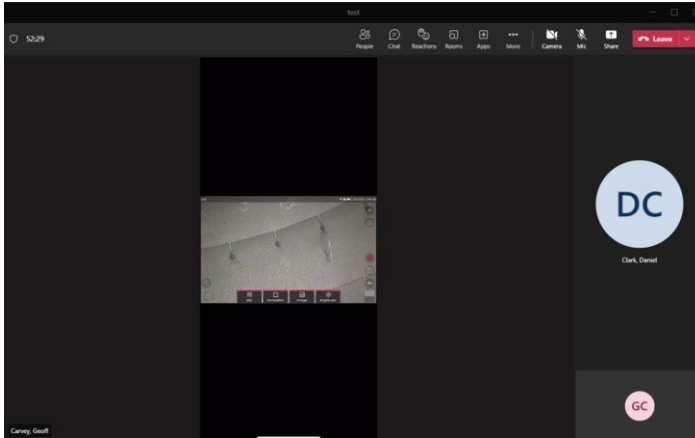
Sharing Live Video

## Step 11: Live video now being shared in Teams meeting

### Note:

- To enlarge the view being shared on PC, the device (ex. iPhone or iPad/Android) can be turned to change from portrait to landscape viewing.
- MS Teams is audio capable for collaboration, access this feature by unmuting the microphone in Teams

Portrait  
Orientation



Landscape  
Orientation

