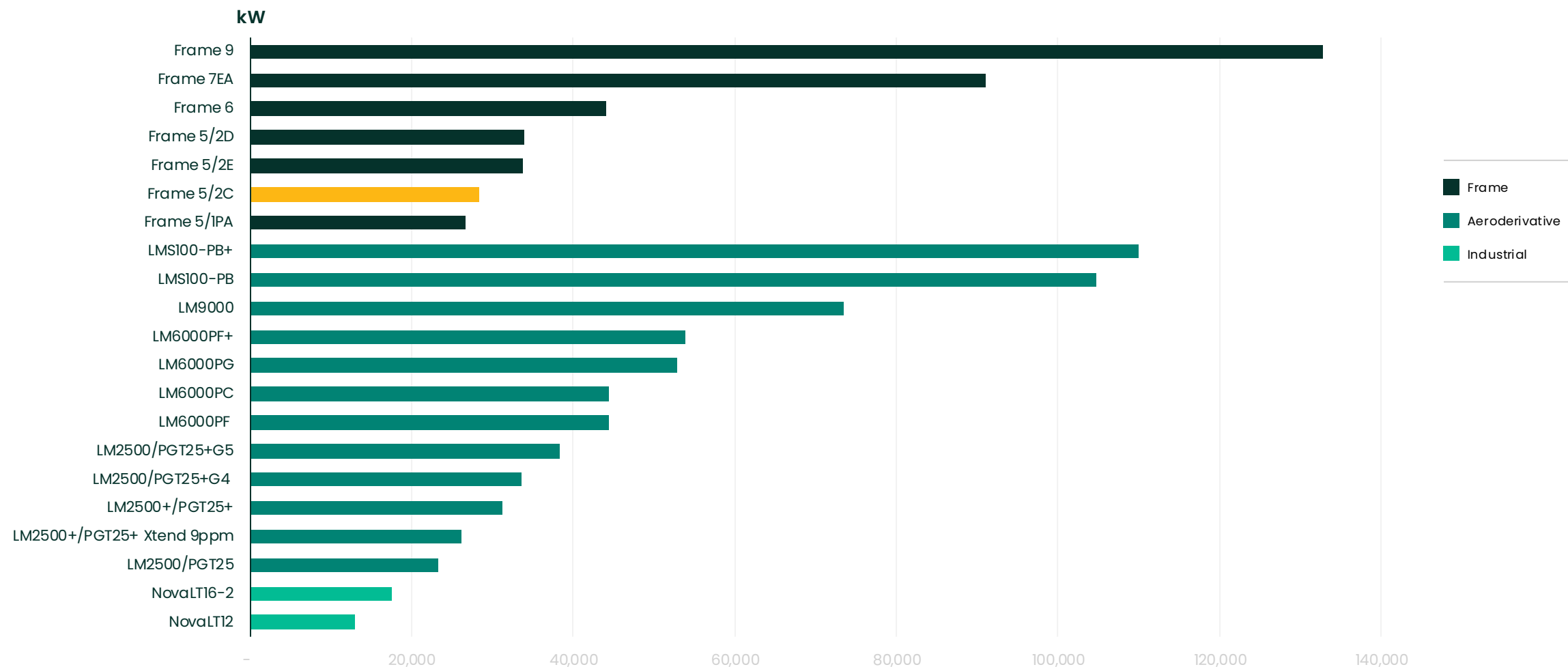


Frame 5/2C (28.3 MW)

Two-shaft gas turbine with best-in-class availability and reliability in mechanical drive

Copyright 2025 Baker Hughes Company. All rights reserved. The information contained in this document is company confidential and proprietary property of Baker Hughes and its affiliates. It is to be used only for the benefit of Baker Hughes and may not be distributed, transmitted, reproduced, altered, or used for any purpose without the express written consent of Baker Hughes.

Industry leader in gas turbine technology



Frame 5/2C

Two-shaft, heavy-duty gas turbine designed for high operating efficiency over a wide range of speeds and loads.


The Frame 5/2 was introduced in the 1970s and has been updated and uprated over the years to meet the industry's increasing output requirements. The fleet continues to demonstrate ease of operation, and very high reliability and availability.

This turbine is designed for mechanical drive applications such as gas boosting, gas injection/re-injection, pipelines, LNG plants, and gas storage. It has a broad operating speed range to meet the requirements of the most common driven equipment (centrifugal compressors and pumps) as well as the ability to burn a wide variety of gas and liquid fuels.

Over 300 Frame 5/2C units have been sold worldwide, and 260+ are still running with more than 25.7 million fired hours and fleet averages of 98.46% availability and 99.77% reliability. The first commercial unit successfully exceeded 200,000 operating hours.

Key technical and benefits

- Output: 28,300 kW
- Efficiency: 29.2%
- The combustion chamber system is available in both standard (diffusive) and DLNI (Dry Low NOx) versions
- Enhanced fuel flexibility with no impact on combustor's operability or integrity



Main applications

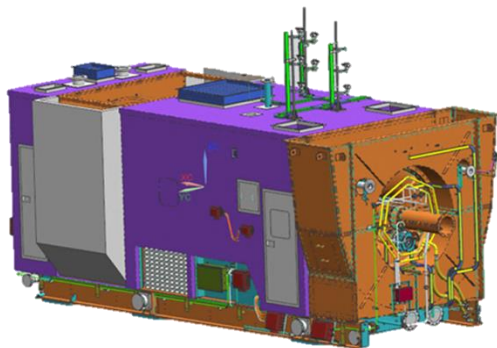
- LNG
- Pipeline, gas storage
- Refinery, petrochemical, fertilizer

Package


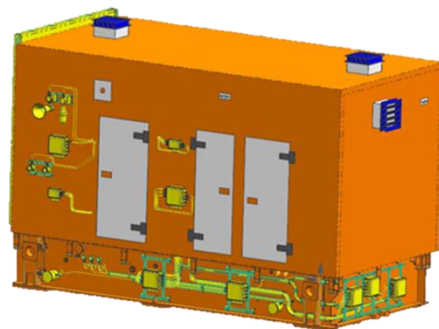
Package design

- Suitable for mechanical drive applications
- Dual base configuration for auxiliaries and engine
- Centralized lube oil system supplies clean, cooled, pressurized oil to lubricate the gas turbine and the driven equipment including the oil required for any compressor seals

Engine



Auxiliaries



Typical mechanical-drive package

Package

Installation and maintenance

With extremely favorable operating, maintenance and economic characteristics, the Frame 5/2, has been installed in all types of environments worldwide (artic, desert, off-shore, etc.)—always demonstrating ease of operation, and very high reliability and availability.

Its simple, robust design and horizontal mid-split casing allows easier access to gas turbine components. Complete maintenance can be performed on site with no need for specialized tooling or service shop assistance.

Optional extended major inspection interval is available—to 72k hours by fire temperature and power de-rate, using same hardware.

Service/upgrades

To improve the performance of aged models, a wide range of upgrade kits are available, including:

- Power output increase MW
- Efficiency % increase
- Maintenance intervals extension
- Emissions reduction

Frame 5/2C STD or LHE

0 to 72k hours with 1 planned inspection:

- 1 major inspection at 48k hours can be performed at site; optional full engine removal available

Note: combustion inspection interval based on which type of kit technology is installed



Frame 5/2C Dry Low NOx (DLNI)

0 to 72k hours with 2 planned inspections:

- 1 combustion inspection at 24k hours can be performed at site
- 1 major inspection at 48k hours can be performed at site; optional full engine removal available



(*) CI: combustion chamber inspection

Datasheet

Main architecture attributes


- 16-stage axial compressor
- Two-shaft gas turbine (HPT and LPT), uncooled buckets
- Variable-geometry nozzles between HPT and power turbine
- DLN1/STD/LHE combustion systems, multi-cans technology with 12 chambers
- Can burn a wide range of gas and liquid fuels
- Dual-fuel capability with STD combustion system and up to 100% H₂ burnability

Power generation

		STD/LHE	DLN1
Power	MW	28.3	27,8
Efficiency	%	29,2	28,9
NOx	ppm	130/91	35
Exhaust	°C	543	543
Speed	rpm	4,670	4,670

Package (typical dimensions and weights)

		GT skid	Aux skid	CE CO skid
LxWxH	m	8.9.x3.5x3.9	7.4x3.5x4.8	6.2x3.7x3.4
Weight	kg	90,000	37,000	52,000



ISO conditions with natural gas fuel, ambient temperature 15°C, no inlet or exhaust losses, sea level, 60% relative humidity. Mechanical Package dimensions driven equipment excluded, Assuming average losses for EG and GB.

Projects

Regenerative cycle: Tunisia

- Over 90 Frame 5/2 units operating with regenerators
- 25% fuel savings at full load, increasing to 30% at 75% load



Pipeline plant: Alaska

- Frame 5/2C applications at very low temperature and harsh ambient conditions



LNG: Qatar

- 20+ years running

