

DXR S100 Pro Digital Detector

Waygate Technologies next generation industrial flat panel detector for 2D radiography inspection and 3D-CT



- Superior Image Quality
- High Efficiency

Waygate Technologies DXR S100 Pro

Powering the next generation of X-ray inspection and 3D-CT

The DXR S100 Pro is the latest in Waygate Technologies next generation industrial X-ray flat panel detector platform.


The DXR S100 Pro detector combines superior image quality with improved detection capability at 100 μm pixel size and 300 x 250 mm^2 detection area.

High contrast-to-noise-ratio and extremely fast readout leading in increased inspection speed at outstanding image quality.

Based on industrial leading X-ray detector technology, Waygate Technologies expands its 100 μm detector solutions offerings with its new 7.5 M pixels detector for precise industrial X-ray and CT applications.

Key features & benefits

- Large size X-ray detector of 12" x 10" active area with 3008 x 2512 pixel matrix to enable incredible inspection productivity with 7.5 M pixels
- Superior 100 μm resolution for easy detection of subtle details. Frame rates up to 20 fps leading to brilliant live imaging performance
- Improved CsI scintillator technology support outstanding inspection efficiency with ultrahigh sensitivity and contrast for a wide range of X-ray energies
- Fast and reliable system integration is accomplished via Gigabit Ethernet data communication



Applications – Increased industrial inspection quality and productivity

- Aerospace and Automotive castings
- Additive manufacturing
- Composite parts
- Plastics & Connectors
- Batteries inspection
- Electronics
- 3D Metrology
- Production & Scientific application





Waygate Technologies DXR S100 Pro

100 μm imaging: See more to know more

Waygate Technologies offers a variety of 100 and 200 μm pixel pitch detectors to provide the best solution to fulfill your individual inspection tasks.

Depending on your detection needs and budget, our application experts will recommend the best solution for you. In this example it is demonstrated that inspecting solder joints in assembled devices, which are not directly accessible for maximum magnification, will gain much better results when using a 100 μm detector compared to standard 200 μm . To visualize the pixels, the images have been digitally zoomed.

DXR S100 Pro



General specifications

	DXR S100 Pro
Pixel Size	100 µm; 200 µm with 2 x 2 binning / 400 µm with 4 x 4 binning
Active Area (approx.)	300 x 250 mm (12" x 10")
Pixel Matrix	3008 x 2512 (7.5 MP)
Max. Frame Rate	Full FOV: 5.5 fps 11 fps (2x2) 20 fps (4x4)
Dynamic Range	7000 : 1
Low Ghosting	To take images in quick succession
ASTM E2597	Compliant
High Sensitivity	Shorter exposures for high efficiency

Phoenix DXR S100 Pro – Your advantages

- 100 µm resolution to reveal even smallest details
- Large active area to cover wide range of applications
- Reduce inspection times due to competent detector efficiency and adaptive imaging modes

WaygateTechnologies

Niels-Bohr-Str. 7
31515 Wunstorf
Germany
Tel.: +49 5031 172 100
Fax: +49 5031 172 299
E-mail: phoenix-info@bakerhughes.com

Copyright 2022 Baker Hughes Company. All rights reserved.

BHFF-31364_EN (02/2022)

Baker Hughes 

waygate-tech.com