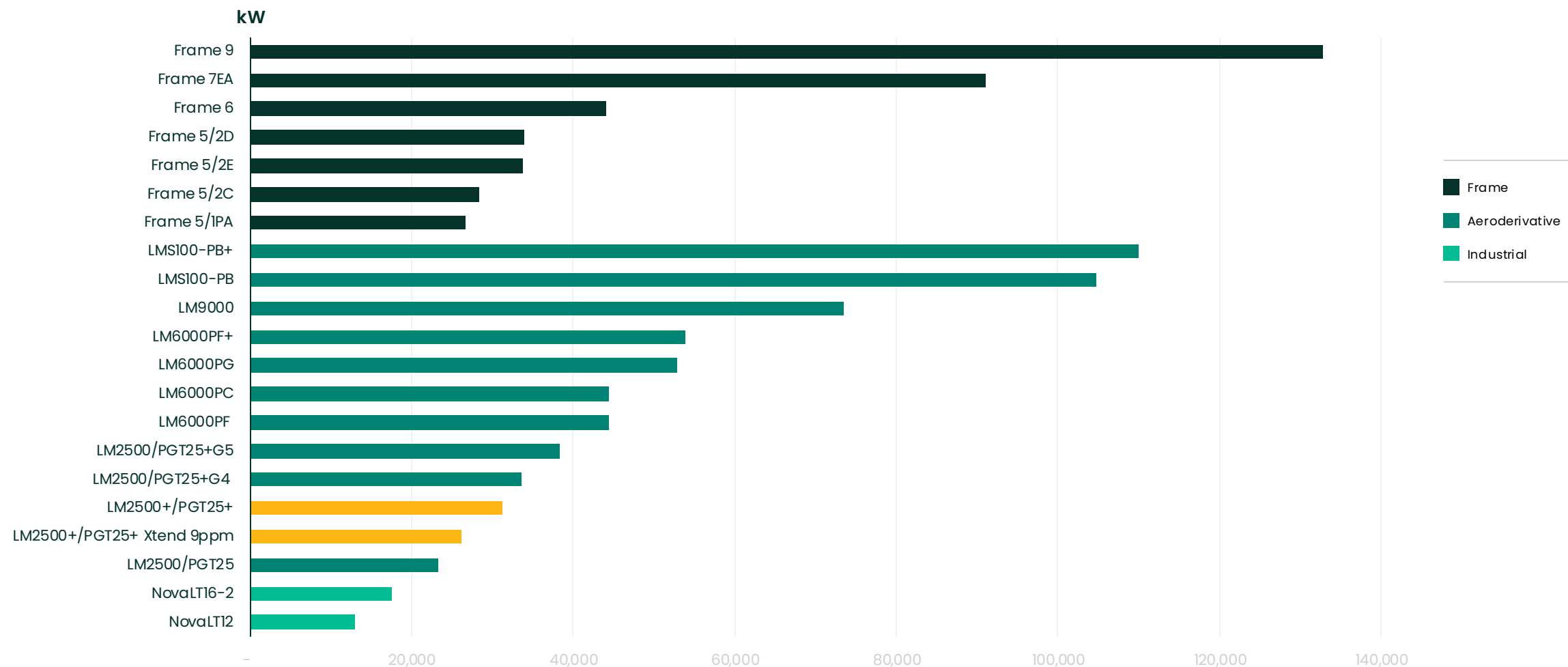


PGT25+/LM2500+

Two-shaft turbine including well-known technology for high efficiency, reliability and availability, and low emissions

Industry leader in gas turbine technology



PGT25+/LM2500+

Two-shaft turbine including well-known technology for high efficiency, reliability and availability, and low emissions


The PGT25+/LM2500+ turbine draws its high efficiency and light weight from our aeroderivative technologies proven in energy applications and aircraft engines, while its ruggedness is inherited from our frame gas turbine designs.

Benefits:

- Up to 40% efficiency in simple cycle; more power with retained maintainability and reliability
- Modular exchange philosophy and easy maintenance deliver best-in-class availability and reliability
- Maximized fuel flexibility: can operate on a wide range of both liquid and gas fuels

Key design features

- 17-stage high-pressure axial compressor
- Annular combustion chamber with maximized flexibility and down to 9 ppm NOx with Dry Low Emission system (DLE1.5) with Xtend 9ppm version
- Two options: low-speed power turbine (LM2500+) or high-speed power turbine (PGT25+)



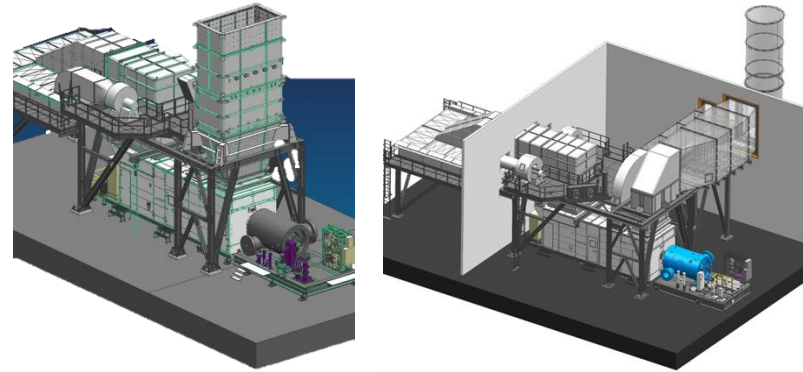
Lean Pipeline package: onshore mechanical drive

Simplified and flexible solution

- Designed for wide-ranging ambient conditions
- Fully integrated solution: lube oil and seal gas panel on CC skid
- Compact balance of plant
- Electric starter, 4 hours lock-out avoidance
- Fast engine swap: 48 hours (GRP inlet plenum)

Optimized transportation and installation

- Optimized boxes and packing: maximized on-board GT auxiliaries, main items modularized, reduced loose items
- Easier transportation: total weight and footprint reduced, 6 skids to ship in total
- Fast installation and commissioning: flushing and loop-check in factory, dry gas seal shipped installed



- Available for indoor and outdoor, 50 and 60 Hz
- Multiple country certifications
- Skid footprint: 18.9 x 4 m
- Weight: 225 tons (PCL600), 249 tons (PCL800)
- Customized and pre-assembled options available

Key design features

- The compact Lean Pipeline package sets new standards in modularity, flexibility, and ambient conditions adaptability thanks to maximized on-board auxiliaries, compact BOP—plus fast shipment, installation, and commissioning
- The package has best-in-class availability, reliability, and ergonomic accessibility to all auxiliaries while providing low maintenance costs, fast and simplified engine swap, and longer operational uptime
- In addition, the package comes with optional availability packages for extended maintenance and with digital connection for remote monitoring and diagnostics


Lean package: offshore power generation

Simplified and flexible solution

- Fully integrated solution, single-lift GTG
- Maximized on-board GT auxiliaries
- Compact balance of plant

Optimized transportation and shipping

- Boxes and packing optimization, main items modularized, reduced loose items
- Easier transportation: total weight and footprint reduced
- Designed for installation: maximized on-skid auxiliaries for plug-and-play experience



- SAC DF (gas and liquid)
- 2-pole direct drive generator
- Available for 50 and 60 Hz
- Multiple country certifications
- Footprint: 16 x 3.4 m
- Weight: 135 tons
- High power density: up to 3 or 4 units in a single module
- Customized and pre-assembled options available

Key design features

- Lean package for offshore power generation is a compact, single-lift, plug-and-play solution (only four skids) for fast shipment, installation and commissioning
- Quick to first oil: target 12 months delivery time
- Extended maintenance intervals: 10-30-60k hours
- Fast engine swap: 48 hours, digital connection for remote monitoring and diagnostics

Datasheet

LM2500+
PGT25+

Power generation LM2500+ 50 Hz

Power	MWe	30.5
Efficiency	%	37.3
Nox	ppm	15
Exhaust	°C	528
Speed	rpm	1,500 to 3,150

Mechanical drive PGT25+ PGT25+ Xtend 9ppm

Power	MW	31.1	26.1
Efficiency	%	40.5	38.5
Nox	ppm	15	9
Exhaust	°C	500	480
Speed	rpm	3,050 to 6,405	3,050 to 6,405

Main inspections (base case)

Hot gas path	hours	25,000	32,000
Major insp.	hours	50,000	64,000

Other capabilities highlights

- Single annular combustor technology
- Available with both SAC and DLE combustors
- Maximized fuel flexibility: can operate on a wide range of liquid and gas fuels
- Up to 75% vol H₂ in SAC configuration
- Up to 5% vol H₂ in DLE configuration
- Modular exchange philosophy and easy maintenance deliver best-in-class availability and reliability

Lean Offshore package—power generation

Footprint	m	16 x 3.4 (LxW)
-----------	---	----------------

Lean Pipeline package—mechanical drive

Footprint	m	18.9 x 4 (LxW)
-----------	---	----------------

Product line overview

Other LM2500/PGT25 family solutions

		+G5 High Power	+G5 Xtend 15ppm	+G4	Base
Power generation		LM2500+G5 50Hz	LM2500+G5 50Hz	LM2500+G4 50 Hz	LM2500 base 50 Hz
Power	MWe	36.8	32.9	32.5	22.6
Efficiency	%	40	39.4	37	35
Nox	ppm	25	15	25	15
Exhaust	°C	560	535	543	540
Speed	rpm	1,500 to 3,150	1,500 to 3,150	1,500 to 3,150	1,500 to 3,150
Mechanical drive		PGT25+G5	PGT25+G5	PGT25+G4	PGT25 base
Power	MWe	38.3	34	33.7	23.3
Efficiency	%	41	40	40.5	36.1
Nox	ppm	25	15	25	15
Exhaust	°C	540	512	510	530
Speed	rpm	3,050 to 6,450	3,050 to 6,450	3,050 to 6,405	3,050 to 6,405
Main inspections					
Hot gas path	hours	25,000	36,000	25,000	25,000
Major insp.	hours	50,000	72,000	50,000	50,000