



PTC255



PTC255i

# PTC255 & PTC255i

## Premium Temperature Calibrators (Multi-Function) RT to 255°C (RT to 491°F)

The Druck PTC255 series of Premium Temperature Calibrators are characterised by their unparalleled performance and outstanding ease of operation. By means of the intuitive menu structure, all necessary inputs can be made quickly and easily. The large touch screen has plenty of room to display the reference, target and devices under test temperatures. At the end of a calibration process, the PTC255 series provide the complete calibration certificate.

### Features

- Patented control technology - Fastest stabilisation times on the market - Time savings of up to 50 %
- Four functions in one calibrator (dry block / calibration bath / infrared / surface)
- Large calibration volume / large calibration insert for simultaneous calibration of many devices under test
- Patented touch screen function for simple and convenient operation
- Automatic generation of the calibration certificate
- Device under test management with optional barcode scanner (P/N IOPTC-BAR-1)
- Integrated measuring model available (PTC255i)
- Automatic calibration with optional camera P/N IOPTC-CAM-2 and holder P/N IOPTC-CAM-1

## Druck temperature calibrators

Druck temperature calibrators are used for the verification of the functionality and calibration of temperature measuring devices and temperature sensors with a special focus on long-term reliability and utmost accuracy in combination with easy operation.

Every Druck temperature calibrator is meticulously tested for accuracy and stability. This is certified by our traceable factory calibration certificate, which we issue with every temperature calibrator, or an optional Dakks (ISO17025) accredited calibration certificate can be purchased. This is to guarantee that you receive a perfect product which can be traced back to national and international temperature measurement standards.



See accessories



Calibration bath tub  
P/N IOPTC-BT-1



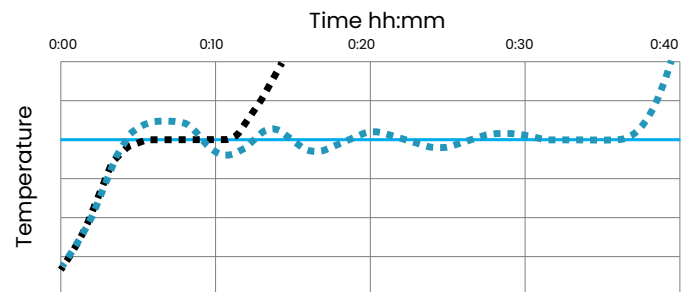
Infrared calibration insert P/N  
IOPTC-INF-1




Surface calibration insert  
P/N IOPTC-SURF-1

## Temperature control with ultra high speed (UHS) controller

- Temperature regulator with model-based state control
  - Special regulation algorithm based on knowledge and experience from space travel
  - Unique temperature stability of  $< 0.001 \text{ } ^\circ\text{C} / \text{K}$
  - Anticipatory activation of the heating and cooling elements
- The settling time to the target temperature is reduced by approx. 90% at each calibration point
- Time savings of up to 50% with each calibration process



■ Without UHS controller: Long settling time to the target temperature  
 ■ With UHS controller: Settling time to the target temperature reduced by approx. 90%



### Air Shield Insert P/N IOPTC-DB-23 (supplied as standard)

- Patented dry block version with optimum radial and axial temperature distribution
  - Automatic centring of the air shield insert in the block
- User errors due to jiggling or twisting are excluded

## User Interface


- Simple operation of the temperature calibrator via the integrated 7" touch screen
  - Intuitive operation of the calibration functions
  - Management of calibration data directly on the calibrator
- Clear display
  - All important information at a glance
- Completely paperless calibration
  - Value calculation and transmission errors are excluded
- Glass surface made of multi-panel safety glass
  - Extremely robust against damage
  - Easy cleaning of the surface
  - Suitable for use in the food industry



## Automatic calibration with camera and holder

In calibration processes for devices under test with their own temperature display, the display of the DUT must be read for each calibration point. The read value is transferred by the user to the calibrator or the calibration certificate, and the subsequent calibration point is only approached after a manual acknowledgement. For this purpose, the user must return to the calibrator at each calibration point. In some cases, this can lead to long delays if the user carries out other tasks in between. With our automatic calibration with a camera, these time-intensive intermediate steps are no longer needed:

- The patented camera system automatically creates a recording of the DUT display at each calibration point. The subsequent calibration point is approached directly afterwards
  - No user interaction is required during the calibration process, as it is implemented automatically
  - All test points are approached without waiting times
- Upon completion of the entire calibration process, the user transmits the data of the created display records to the calibrator or calibration certificate
  - During the entire calibration process, the user is free to carry out other tasks
- The visual records of the device under test display at each calibration point are saved and attached to the calibration certificate as verification
- **P/N IOPTC-CAM-1** Camera holder for USB camera
- **P/N IOPTC-CAM-2** Camera



## Technical data

| PTC255 / PTC255i Functions   |  |                            |
|--|--|----------------------------|
| Temperature range  | Room temperature to 255 °C                             | Room temperature to 491 °F |
| Dimension for the calibration insert                               | Ø 60 x 170 mm (calibration insert easily exchangeable) |                            |
| <b>Dry block Air Shield Insert (Function 1)</b>                    | <b>External reference temperature sensor</b>           |                            |
| Display accuracy   | ±0.08 °C   | ±0.144 °F                  |
| Temperature stability  | ±0.010 °C  | 0.018 °F                   |
| Temperature distribution   |  |                            |
| → Axial  | ±0.080 °C  | ±0.144 °F                  |
| → Radial   | ±0.050 °C  | ±0.009 °F                  |
| Influence of load  | ±0.025 °C  | 0.045 °F                   |
| <b>Infrared calibration (Function 2)</b>                           | <b>Internal reference temperature sensor</b>           |                            |
| Display accuracy   | ±0.5 °C  | ±0.9 °F                    |
| Temperature stability  | ±0.05 °C   | ±0.09 °F                   |
| Emission factor  | 0.9994   |                            |
| <b>Calibration bath (stirred), tub insert (Function 7). Note 1</b> | <b>External reference temperature sensor</b>           |                            |
| Display accuracy   | ±0.35 °C   | 0.63 °F                    |
| Temperature stability  | ±0.05 °C   | 0.09 °F                    |
| Temperature distribution   |  |                            |
| → Axial  | ±0.300 °C  | 0.540 °F                   |
| → Radial   | ±0.150 °C  | 0.270 °F                   |
| Influence of load  | ±0.100 °C  | ±0.180 °F                  |
| <b>Surface calibration (Function 4)</b>                            | <b>External reference temperature sensor</b>           |                            |
| Display accuracy   | ±1 °C  | ±1.8 °F                    |
| Temperature stability  | ±0.2 °C  | ±0.36 °F                   |

Note 1: Function 7 calibrated with 50cst silicon oil (P/N TCL50 not included)

**PTC255 / PTC255i**

|                                       |  |                                |
|---------------------------------------|--|--------------------------------|
| <b>Heating time</b>                   |  |                                |
| → 20 °C to 245 °C                     | → 68 to 473 °F                                       | 15 min                         |
| → 20 °C to 255 °C                     | → 68 to 491 °F                                       | 17 min                         |
| <b>Cooling time</b>                   |  |                                |
| → 225 °C to 30 °C                     | → 491 to 86 °F                                       | 50 min                         |
| Resolution of the temperature display | 0.1 / 0.01 / 0.001 °C (selectable)                   | 0.1/0.01/0.001 °F (selectable) |
| Hysteresis                            | ±0.010 °C  | ±0.018 °F                      |
| Temperature units                     | °C / °F / K (selectable)                             |                                |
| Reference temperature sensor          | internal, fixed installation / external (selectable) |                                |
| Interfaces                            | Ethernet, 3 x USB                                    |                                |
| Connectivity                          | Serial communication and HTTP                        |                                |

**Dimensions**

|                              |   |              |
|------------------------------|---|--------------|
| → Width                      | 210 mm  |              |
| → Height                     | 330 + 50 mm (Handle)  |              |
| → Depth                      | 300 mm  |              |
| Weight                       | Approx. 8.5 kg  |              |
| Power supply                 | 110...115 V ac, 60 Hz / 230 V ac, 50 Hz, Protective conductor (PE) needed |              |
| Power consumption            | Approx. 1100 W  |              |
| Adjustable temperature range | 0 to 255 °C   | 32 to 491 °F |
| Display                      | Brilliant color touchscreen (7 inches), multi panel safety glass          |              |

**Approvals**

|                   |  |  |
|-------------------|--|--|
| Approvals         | CE marked, REACH, WEEE, UKCA, RCM, Batteries Regulation (EU) 2023/1542 |  |
| RoHS              | EU: 2011/65/EU, UK: S.I.2012/3032, UAE, China                          |  |
| EMC               | EU: 2014/30/EU, UK: S.I.2016/1091, Australia: RCM                      |  |
| Electrical Safety | LVD - 2014/35/EU, UK: S.I.2016/1101                                    |  |

## Technical data

### PTC255i: integrated measuring instrument

#### Device under test inputs - resistance thermometers

|                    |                                   |           |
|--------------------|-----------------------------------|-----------|
| Number of channels | 2                                 |           |
| Connection         | 4 mm safety socket, 4 per channel |           |
| Connection type    | 2-, 3-, 4-wire technology         |           |
| Resistance range   |                                   |           |
| → Pt100            | 0...400 Ω                         |           |
| → Pt1000           | 0...4000 Ω                        |           |
| Accuracy           |                                   |           |
| → Pt100            | ±0.03 °C                          | ±0.054 °F |
| → Pt500            | ±0.12 °C                          | ±0.216 °F |
| → Pt1000           | ±0.06 °C                          | ±0.108 °F |
| → Ni100            | ±0.02 °C                          | ±0.036 °F |
| → Ni500            | ±0.08 °C                          | ±0.144 °F |
| → Ni1000           | ±0.04 °C                          | ±0.072 °F |

#### Device under test inputs - thermocouple

|                        |                               |           |
|------------------------|-------------------------------|-----------|
| Number of channels     | 2                             |           |
| Connection             | 2x thermocouple socket (mini) |           |
| Measuring range        | -10 to 100 mV                 |           |
| Accuracy cold junction | ±0.3 °C                       | ±0.054 °F |
| Accuracy               |                               |           |
| → Type K               | ±0.08 °C                      | ±0.144 °F |
| → Type J               | ±0.07 °C                      | ±0.126 °F |
| → Type N               | ±0.13 °C                      | ±0.234 °F |
| → Type E               | ±0.06 °C                      | ±0.108 °F |
| → Type T               | ±0.09 °C                      | ±0.162 °F |
| → Type R               | ±0.78 °C                      | ±1.404 °F |
| → Type S               | ±0.73 °C                      | ±1.314 °F |
| → Type B               | ±0.5 °C                       | ±0.9 °F   |

#### Standard signal input (current)

|                    |                    |  |
|--------------------|--------------------|--|
| Number of channels | 1                  |  |
| Connection         | 4 mm safety socket |  |
| Measuring range    | 0 to 24 mA         |  |
| Accuracy           | 0.01 % of range    |  |

#### Standard signal input (voltage)

|                    |                    |  |
|--------------------|--------------------|--|
| Number of channels | 1                  |  |
| Connection         | 4 mm safety socket |  |
| Measuring range    | 0 to 12 VDC        |  |
| Accuracy           | 0.01 % of range    |  |

#### Switch test

|                    |   |  |
|--------------------|---|--|
| Number of channels | 2 |  |
|--------------------|---|--|

#### Transmitter supply

|                |            |  |
|----------------|------------|--|
| Output current | Max. 24 mA |  |
| Output voltage | 24 VDC     |  |

## The integrated measuring instrument in detail

Your benefits of the integrated measuring instrument at a glance:

The following DUTs can be connected to the integrated measuring instrument:



Inputs RTD A and RTD B for the connection of 2-, 3- or 4-wire resistance thermometers

Supply voltage of the DUT via the temperature calibrator

Connection via 4 mm safety sockets. All adapters are included in the scope of delivery.

TC A and TC B for the connection of thermocouple

Standard signal inputs for current and voltage signals

Input for external reference resistance thermometer

## Ordering information for PTC255 and PTC255i

The PTC255 series are supplied with a safety manual and traceable factory calibration certificate as standard along with the following kit:

### Kit included as standard

| DRUCK P/N      | Description  |
|----------------|--|
| IOPTC-DB-23    | Insert Air shield 1x Ø2.0, 1x Ø3.3, 3x Ø3.5, 2x Ø4.5, 1x Ø6.0 mm (Aluminium) |
| IOPTC-EXSEN-1  | External Reference Sensor (-55 to 255 °C) straight version                   |
| IOPTC-BT-1     | Tub insert; (bath) Ø60 mm  |
| ISPTC-20       | Universal plug and lead set  |
| ISPTC-BN-PLUGS | Banana plugs (only on PTC255i model)   |
| ISPTC-ET-1     | Insert exchange tongs  |
| ISPTC-EC-1     | Ethernet Cable   |
| ISPTC-BWC-1    | Liquid Bath work cover   |

1. Select the model
2. Select PTC and External reference sensor (ext ref sensor) calibrations
3. Select Integrated measurement calibrations (if selected PTC255i)

### Model Type (Mandatory to select one)

**PTC255** Premium Temperature Calibrator (Multi-Function)

**PTC255i** Premium Temperature Calibrator (Multi-Function with Integrated measurement)

#### PTC and ext ref sensor calibration certificate – select only one

- Traceable factory calibration on PTC
- Dakks (ISO17025) accredited calibration on PTC (Functions 1 and 7)

#### Integrated Measurement Calibration certificate – select only one (only available on PTC255i model)

- Traceable factory calibration on integrated measurement
- Dakks (ISO17025) accredited calibration on Integrated measurement –  
*Traceable factory calibration certificate also included.*

Example model numbers: **PTC255-0**  
**PTC255i-0-1**

Please state any accessories required as separate items when placing order.

The PTC255 and PTC255i versions are compatible with the following accessories unless otherwise specified.

| DRUCK P/N    | Description  |
|--------------|--|
| IOPTC-DB-8   | Insert Air Shield 1x Ø3.5, Ø6.5, Ø8.5, Ø10.5 mm (Aluminium)                              |
| IOPTC-DB-9   | Insert Air Shield 2x all Ø3.5, Ø4.5, Ø6.5, Ø8.5, Ø10.5 mm (Aluminium)                    |
| IOPTC-DB-10  | Insert Air Shield 3x all Ø3.5, Ø6.5, Ø8.5, Ø10.5 mm (Aluminium)                          |
| IOPTC-DB-11  | Insert Air Shield 1x Ø4.5, Ø5, Ø5.5, Ø6.5, Ø8.5, Ø9, Ø9.5, Ø10.5, 2x Ø3.5 mm (Aluminium) |
| IOPTC-DB-23  | Insert Air shield 1x Ø2.0, 1x Ø3.3, 3x Ø3.5, 2x Ø4.5, 1x Ø6.0 mm (Aluminium)             |
| IOPTC-DB-24  | Insert Air shield without bore holes Ø60 mm (Aluminium)                                  |
| IOPTC-BT-1   | Tub insert; (bath) Ø60 mm  |
| IOPTC-INF-1  | Infrared insert Ø60 mm (Aluminium)   |
| IOPTC-SURF-1 | Surface insert Ø60 mm (Aluminium)  |
| IOPTC-CAM-1  | Camera holder for USB camera   |
| IOPTC-CAM-2  | Camera   |
| IOPTC-BAR-1  | Barcode scanner  |
| IOPTC-CASE-1 | Transport case with trolley  |
| TCL50        | Calibration Liquid (silicon oil 50 CST) BAC-405  |

The PTC255 is supplied with P/N IOPTC-EXSEN-1 External reference probe of 3mm diameter.  
When ordering inserts, the recommendation for the ext ref probe drilling should be 3.3mm to 3.5mm.